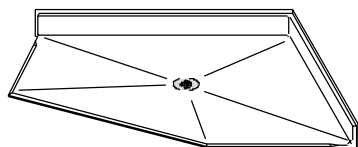


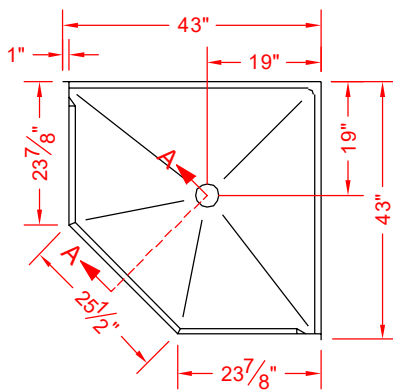
# MODEL: NP4242B75B.V2\*

**BARRIER  
FREE**

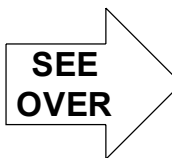
\*ALL ACCESSORIES OPTIONAL



PERSPECTIVE VIEW - N.T.S.

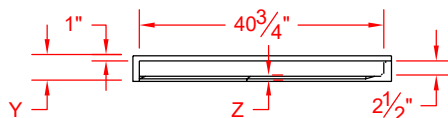


TOP VIEW - SCALE  $\frac{3}{8}$ " = 1'-0"



## Features:

- Molded, one-piece gelcoat/fiberglass shower pan
- Available in various threshold heights
- On all threshold heights 1-1/4" or shorter, no mud set is required, but an adhesive kit is supplied
- On all threshold heights 1-1/2" or taller, no mud set is required



FRONT ELEVATION - SCALE:  $\frac{3}{8}$ " = 1'-0"

## \*OTHER THRESHOLD HEIGHTS AVAILABLE UPON REQUEST

	UNIT HEIGHT	THRESHOLD HEIGHT
MODEL #	Y	Z*
NP4242B75B.V2	4-1/4"	3/4" MIN.
NP4242B2B.V2	5-1/2"	2" MAX.

\* - SEE BACK FOR DETAIL SECTIONS

## PRODUCT SPECIFICATIONS:

- Single-piece shower Pan shall be constructed of gelcoat/fiberglass
- Rough-In: Stud opening + 1/4"-0" Nominal Dimensions.

C.S.I. FORMAT SPECIFICATION TEXT AVAILABLE

## PRODUCT INFORMATION:

- Colors: White as standard, others to match any major fixture manufacturer, also available with sprayable solid surface in many colors
- Custom curb heights, other than shown, are available (between min. and max.)

## OPTIONAL ACCESSORIES:

### INSTALLED BY OTHERS:

- T-Shaped rubber WaterStopper kit
- Semi-permanent threshold adapter
- No-caulk brass drain

## CODES:

Designed and manufactured in compliance with the following standards and codes:  
-A.N.S.I. Z124.2 Standards for Plastic Showers

## NOTICE OF LIMITATION:

- Adhere to floor as required

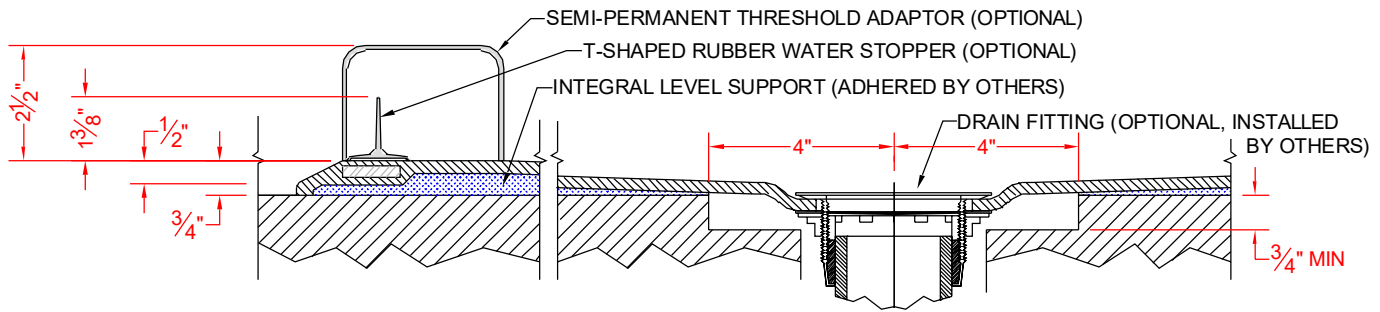


www.orcahealthcare.com  
Tel: 1-855-566-6722



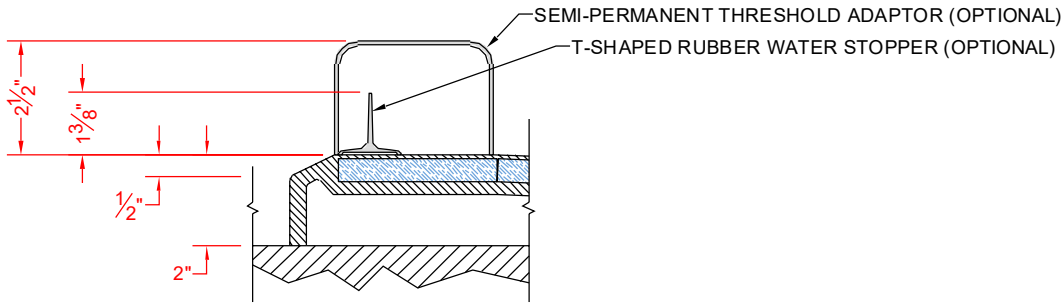
We reserve the right to make revisions without notice in the design of fixtures or in packaging unless this right has specifically been waived at the time the order is accepted.

## NP4242B75B.V2



SECTION A-A - SCALE: 3" = 1'-0"

## NP4242B2B.V2



SECTION B-B - SCALE: 3" = 1'-0"

**\*\*OTHER THRESHOLD HEIGHTS AVAILABLE UPON REQUEST\*\***

