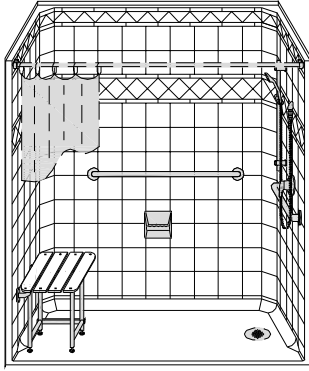


MODEL: LDS6032E1B*

ALL ACCESSORIES OPTIONAL

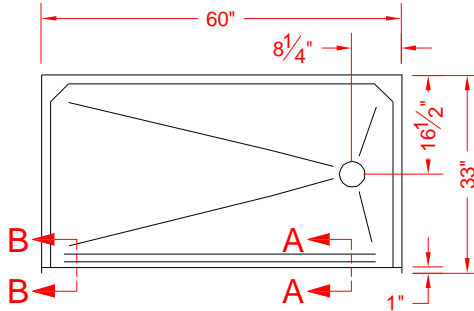


BARRIER FREE

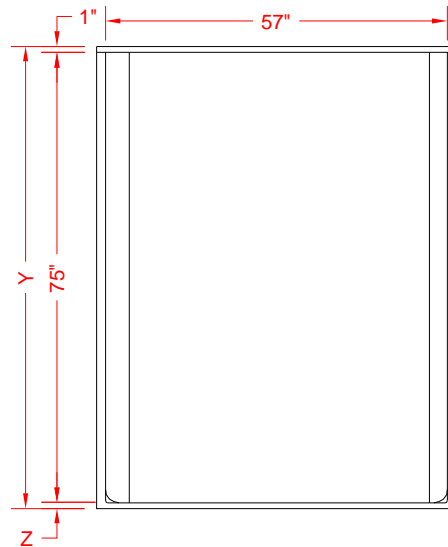



PERSPECTIVE VIEW - N.T.S.
MODEL SHOWN HERE AS:

RIGHT PLUMBING
LEFT SEAT



TOP VIEW - SCALE $\frac{3}{8}'' = 1'-0''$



FRONT ELEVATION - SCALE: $\frac{3}{8}'' = 1'-0''$

Features:

- Molded, one piece gelcoat/fiberglass shower module
- Available in various threshold heights
- "Diamond Tile" wall finish, white (standard)
- Integral full wood backing for strength and unlimited accessory placement
- On all threshold heights 1-1/2" or taller, no mud set is required
- On all threshold heights 1-1/4" or shorter, no mud set is required, but an adhesive kit is supplied

*OTHER THRESHOLD HEIGHTS AVAILABLE UPON REQUEST

MODEL #	UNIT HEIGHT	THRESHOLD HEIGHT
	Y	Z*
LDS6032E1B	77"	1" MIN.
LDS6032E2B	78"	2" MAX.

* - SEE BACK FOR DETAIL SECTIONS

PRODUCT SPECIFICATIONS:

- One piece shower module shall be constructed of gelcoat/fiberglass with full integral plywood backing
- Rough-In: Stud opening +1/4" -0" Nominal Dimensions.

C.S.I. FORMAT SPECIFICATION TEXT AVAILABLE

PRODUCT INFORMATION:

- Accessories: Factory installed, unless prone to damage during installation/shipping. Polished chrome/satin stainless standard, others available.
- Colors: White as standard, others to match any major fixture manufacturer, also available with sprayable solid surface in many colors
- Custom curb heights, other than shown, are available (between min. and max.)

ACCESSORIES:

INSTALLED AT FACTORY:

- Grab bar
- Seat, folding
- Mixing valve, pressure balanced, lever handle, pre-plumbed tree to supply elbow
- Soap dish

INSTALLED BY OTHERS:

- Curtain and rod
- T-Shaped Rubber WaterStopper Kit
- Semi-permanent Threshold Adaptor
- Caulkless drain

CODES:

Designed and manufactured in compliance with the following standards and codes:

- A.N.S.I. Z124.2 Standards for Plastic Showers
- I.P.C. International Plumbing Code
- U.P.C. Uniform Plumbing Code

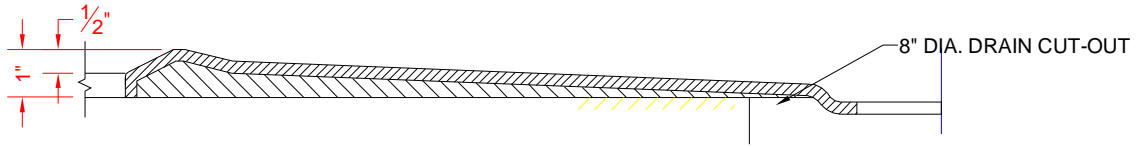
NOTICE OF LIMITATION:



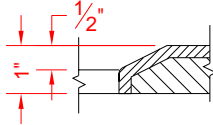
www.orcahealthcare.com
Tel: 1-855-566-6722



We reserve the right to make revisions without notice in the design of fixtures or in packaging unless this right has specifically been waived at the time the order is accepted.

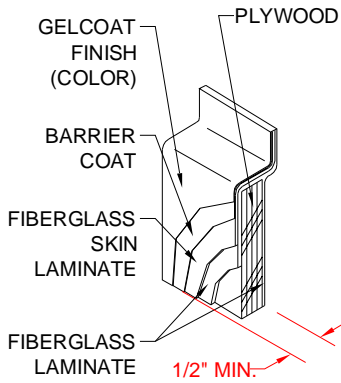


SECTION A-A - SCALE: 3" = 1'-0"

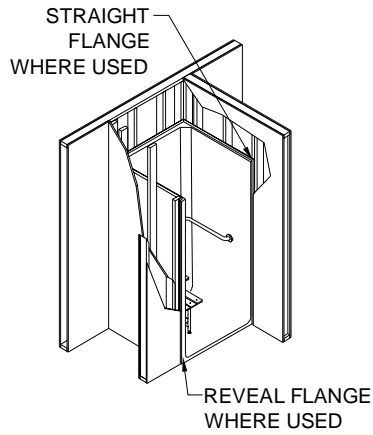


SECTION B-B - SCALE: 3" = 1'-0"

****OTHER THRESHOLD HEIGHTS AVAILABLE UPON REQUEST****



DETAIL B - SCALE: 3" = 1'-0"
WALL SECTION DETAIL



DETAIL C - SCALE: NTS
TYPICAL FRAMING

